


TAPPERS

Easy to use throttle and reversing trigger combined with a universal tapping chuck provide a smooth tapping operation. Fuji Tappers are available in tapping capacities from 6mm to 13mm.



Model	Type	Tapping Capacity (Guidance)				Rotational Frequency (min ⁻¹)		Type and Size of Spindle Taper #	Chuck Capacity	Overall Length		Mass		Max. Air Consumption		Air Hose Size	
		Steel		Aluminum		R	L			mm	in	kg	lb	m ³ /min	ft ³ /min	mm	in
		mm	in	mm	in												
FT-6P-1	-	6	1/4	8	5/16	1,000	1,000	J.T.#1	8	236	9 19/64	1.8	4.0	0.50	17.7	9.5	3/8
FT-6BX-1	D	6	1/4	8	5/16	2,000	2,000	J.T.#1	6.5	205	8 7/64	1.3	2.9	0.56	19.8	8.0	5/16
FT-6BX-1	T	6	1/4	8	5/16	2,000	2,000	J.T.#1	8	240	9 29/64	1.3	2.9	0.56	19.8	8.0	5/16
FT-8PX-1	-	8	5/16	10	3/8	450	450	M.T.#1	9	232	9 9/64	2.0	4.4	0.50	17.7	9.5	3/8
FT-13Z-1	-	13	1/2	-	-	400	480	J.T.#6	13	384	15 1/8	4.0	8.8	1.25	44.1	12.7	1/2

*FT-6P-1, 6BX-1, 8PX-1: 1/4" Air Inlet Thread Size.

*FT-13Z-1: 3/8" Air Inlet Thread Size.

*TYPE: D...Drill Chuck, T...Tapping Chuck.

Tapping Chucks



No.	Models	Type and Size of Spindle Taper #	Chuck Capacity
TCK-6	FT-6BX-1T	J.T.#1	8mm
TCK-8F	FT-8PX-1	M.T.#1	9mm
TCK-13-1	FT-13Z-1	J.T.#6	13mm


Drill Chucks



No.	Models	Type and Size of Spindle Taper #	Chuck Capacity
DCK-6.5J	FT-6BX-1(D Type)	J.T.#1	6.5mm
DCK-8J	FT-6P-1	J.T.#1	8mm

Percussive Tools

FEATURES	80
FLUX CHIPPERS	82
LIGHT HAMMERS	82
CHIPPING & CALKING HAMMERS	83
RIVETING HAMMERS	83
CONCRETE BREAKERS	83
NEEDLE SCALERS	84
SCALING HAMMERS	84
SAND RAMMERS	85
[Accessories-Percussive Tools]	86



FEATURES


1 VALVE MECHANISM

Equipped with following valve mechanism, Fuji Percussion Tools have trouble-free long life.

A. PLATE VALVE

Plate valve consists of four parts of valve sheet, valve cover, valve case and valve. This simple mechanism and plate valve surface provide longer durability.

FC Series and FR Series



B. SLEEVE VALVE

Hollow valve enables a light and compact body and longer stroke for its size.

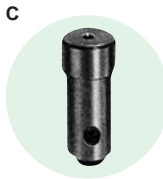
FRH Series



C. PISTON VALVE

High blow frequency (60Hz to 90Hz) can be maintained as this piston functions as a valve providing high working efficiency.

FCH Series, FNS Series and FS Series



2 LOW AIR CONSUMPTION

Low air consumption 0.14-0.18 m³/min (due to the valve mechanism) enables Fuji Percussion Tools to be used with a smaller compressor.

FCH Series and FNS Series



3 QUICK CHANGE ATTACHMENTS FOR PERCUSSIVE TOOLS

Attachment, such as chisels and needles, can be quickly and easily changed.

FCH Series and FNS Series



4 MULTI-NEEDLES

Fuji Needle Scalers utilise multiple needles that do not contaminate the workpiece.

FNS Series



5 PLASTIC HANDLE COVER

The plastic handle cover reduces the effect of vibration and provides an insulated grip for the operator.

FNS-2P, 2P-1F



6 SCALING HEADS

Three models are available to suit different applications- single head, dual head and triple heads.

FS Series



7 LOCKING HANDLE

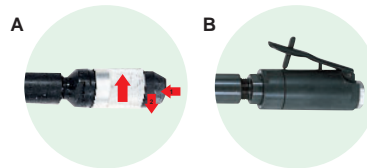
The locking handle are designed to reduce the risk of accidental starting of the tools. The handle is automatically locked when the operator releases the handle.

A. Locking Roll Handle

FS Series

B. Locking Lever Handle

FS, FR, FCH, FNS Series



8 TUNGSTEN CARBIDE TIPPED PISTON (OPTION)

4-point Tungsten Carbide Piston is available on request for heavy removal operations.

FS Series



9 LOW BLOW FREQUENCY

The built-in Sleeve Valve allows the operator to adjust the blow frequency by adjusting the throttle valve.

FRH Series

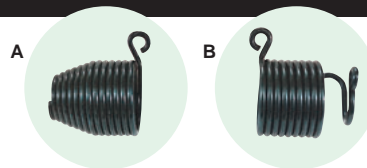


10 CHISEL RETAINER

A. Holder Spring (Bee-Hive Retainer)

B. Holder Spring (B) (Quick Change Retainer)


FRH Series, FC-01SA



11 CHISEL HOLDER

Fuji Chipping and Calking Hammers are supplied with a chisel retainer as standard. This reduces the risk of the chisel releasing during operation.


FC Series



Flux Chippers/Light Hammers

FLUX CHIPPERS

Fuji offers 3 variants of Flux Chippers with different removal rates. They are ideal for various removal operations; light chipping, carving stone, scaling, removing paint, rust, weld flux and light fins from castings. FCH-25B offers a "blow" function which is ideal for blowing particles away from the work piece.



Model		Blows	Piston Diameter		Stroke		Overall Length		Mass		Air Consumption (At Load)		Air Inlet Thread Size	Air Hose Size	
Push Lever	Locking Lever	Hz	mm	in	mm	in	mm	in	kg	lb	m ³ /min	ft ³ /min	PT or NPT	mm	in
FCH-20	FCH-20-1F	90	20	25/32	16	5/8	176	6 13/64	0.8	1.8	0.14	4.9	1/4	6.3	1/4
FCH-20F	FCH-20F-1F	90	20	25/32	16	5/8	182	7 5/32	1.0	2.2	0.14	4.9	1/4	9.5	3/8
FCH-25	FCH-25-1F	60	25	1	20	25/32	204	8 1/32	1.5	3.3	0.18	6.4	1/4	9.5	3/8
FCH-25B	FCH-25B-1F	60	25	1	20	25/32	239	9 13/32	1.7	3.7	0.18	6.4	1/4	8.0	5/16

LIGHT HAMMERS

Fuji Light Hammers provide a controllable impact for rivetting to reduce the effect of work hardening of the rivet or damage to the surrounding metal. These tools are easily adapted to perform other operations, such as cutting, ripping, shearing, punching and gouging with suitable chisels fitted.



FRH-SERIES KIT

- FRH-Model
- Air Regulator
- Hose Nipple
- Holder Spring
- Holder Spring (B)
- 7 kinds of Chisel
- Metal Carrying Case

Model	Chisel Shank	Riveting Capacity (mm)		Blows	Piston Diameter		Stroke		Overall Length		Mass		Air Consumption (At Load)		Air Inlet Thread Size	Air Hose Size	
		Duralmin	Steel		Hz	mm	in	mm	in	mm	in	kg	lb	m ³ /min		ft ³ /min	PT or NPT
FRH-3-1	Hex	3.2	2.5	60	14.3	9/16	38.0	1 1/2	140	5 33/64	1.1	2.4	0.35	12.4	1/4	9.5	3/8
FRH-3-2	Round	3.2	2.5	60	14.3	9/16	38.0	1 1/2	140	5 33/64	1.1	2.4	0.35	12.4	1/4	9.5	3/8
FRH-6-1	Hex	6.4	5.0	30	12.7	1/2	100.0	4	206	8 7/64	1.4	3.0	0.35	12.4	1/4	9.5	3/8
FRH-6-2	Round	6.4	5.0	30	12.7	1/2	100.0	4	206	8 7/64	1.4	3.0	0.35	12.4	1/4	9.5	3/8
FRH-6A-1	Hex	6.4	5.0	50	20.0	25/32	44.5	1 3/4	193	7 19/32	1.5	3.3	0.40	14.1	1/4	9.5	3/8
FRH-6A-2	Round	6.4	5.0	50	20.0	25/32	44.5	1 3/4	193	7 19/32	1.5	3.3	0.40	14.1	1/4	9.5	3/8

CHIPPING & CALKING HAMMERS


Fuji Chipping and Calking Hammers are powerful and durable. Offered with a stroke range between 45mm to 102mm they are ideal for numerous chipping applications for concrete, masonry, weld flux and demolition applications.



Model	Chisel Shank	Chisel Shank Size		Blows	Piston Diameter		Stroke		Overall Length		Mass		Air Consumption (At Load)		Air Inlet Thread Size		Air Hose Size	
		mm	Hz		mm	in	mm	in	mm	in	kg	lb	m³/min	ft³/min	PT or NPT	mm	in	
FC-01SA-H	Hex	12 x 45	50	20.0	25/32	44.5	1 3/4	273	10 3/4	2.5	5.5	0.42	14.8	1/4	9.5	3/8		
FC-01SA-R	Round	14 x 45	50	20.0	25/32	44.5	1 3/4	273	10 3/4	2.5	5.5	0.42	14.8	1/4	9.5	3/8		
FC-01-3	Hex	12 x 45	50	20.0	25/32	44.5	1 3/4	273	10 3/4	2.6	5.7	0.42	14.8	1/4	9.5	3/8		
FC-01-4	Round	14 x 45	50	20.0	25/32	44.5	1 3/4	273	10 3/4	2.6	5.7	0.42	14.8	1/4	9.5	3/8		
FC-1Z-1	Hex	14.8 x 60	50	28.5	1 1/8	25	1	301	11 55/64	5.0	11.0	0.60	21.2	3/8	12.7	1/2		
FC-1Z-2	Round	17.5 x 60	50	28.5	1 1/8	25	1	301	11 55/64	5.0	11.0	0.60	21.2	3/8	12.7	1/2		
FC-2Z-1	Hex	14.8 x 60	42	28.5	1 1/8	51	2	342	13 15/32	5.7	12.5	0.60	21.2	3/8	12.7	1/2		
FC-2Z-2	Round	17.5 x 60	42	28.5	1 1/8	51	2	342	13 15/32	5.7	12.5	0.60	21.2	3/8	12.7	1/2		
FC-3Z-1	Hex	14.8 x 60	38	28.5	1 1/8	76	3	386	15 13/64	6.3	13.9	0.65	23.0	3/8	12.7	1/2		
FC-3Z-2	Round	17.5 x 60	38	28.5	1 1/8	76	3	386	15 13/64	6.3	13.9	0.65	23.0	3/8	12.7	1/2		
FC-4Z-1	Hex	14.8 x 60	28	28.5	1 1/8	102	4	425	16 47/64	6.8	15.0	0.65	23.0	3/8	12.7	1/2		
FC-4Z-2	Round	17.5 x 60	28	28.5	1 1/8	102	4	425	16 47/64	6.8	15.0	0.65	23.0	3/8	12.7	1/2		

RIVETING HAMMERS

These Heavy Duty Riveting Hammers are indispensable for various riveting jobs in heavy industry. They feature wide riveting capacities, high power, high blow frequency, low maintenance and long life.




Model	Riveting Capacity (Hot)		Blows	Piston Diameter		Piston Length		Stroke		Shank Size	Overall Length		Mass		Air Consumption (At Load)	
	mm	in		Hz	mm	in	mm	in	mm		in	mm	in	kg	lb	m³/min
B-40	15.9	5/8	25	27	1 1/16	50.8	2	100	4	30.95 x 70	387	15 1/4	7.9	17.3	1.00	35.3
B-50	19.0	5/8	23	27	1 1/16	57.0	2 1/4	125	5	30.95 x 70	413	16 1/4	8.3	18.2	1.00	35.3
B-60	22.2	7/8	23	27	1 1/16	57.0	2 1/4	150	6	30.95 x 70	438	17 1/4	8.8	19.3	1.00	35.3
B-80	28.6	1 1/8	18	27	1 1/16	63.5	2 1/2	203	8	30.95 x 70	489	19 1/4	9.8	21.5	1.10	38.8
B-90	31.8	1 1/4	15	27	1 1/16	76.0	3	230	9	30.95 x 70	514	20 1/4	10.2	22.4	1.20	42.4

*3/8" Air Inlet, 12.7mm(1/2") Air Hose.

CONCRETE BREAKERS

These Concrete Breakers are featured with rugged construction, strong breaking power, less reaction and handy design, and are widely used for various light and heavy breaking jobs.



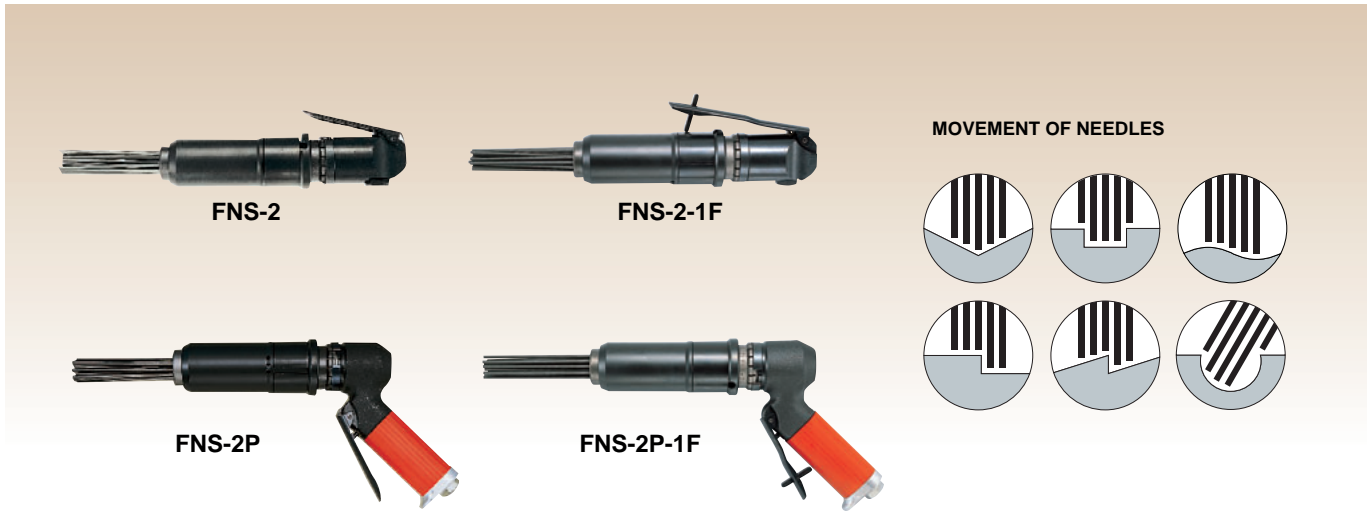
Model	Chisel Shank	Chisel Shank Size		Blows	Piston Diameter		Stroke		Overall Length		Mass		Air Consumption (At Load)	
		mm	Hz		mm	in	mm	in	mm	in	kg	lb	m³/min	ft³/min
CB-10	Round	26 x 80	23	35	1 3/8	130	5 1/8	480	18 29/32	14.5	31.9	1.00	35.3	
CB-20	Round	30 x 88	14	40	1 37/64	165	6 1/2	550	21 48/64	20.0	44.0	1.20	42.4	
CB-30	Round	35 x 88	13	45	1 25/32	165	6 1/2	600	23 5/8	30.0	66.0	1.40	49.4	
CA-7	Round	26 x 80	22	35	1 3/8	120	4 3/4	460	18 1/8	7.8	17.1	0.90	31.8	

*19mm(3/4") Air Hose, 3/4" Air Inlet except 1/2" CB-10, 20 and 30.

Needle Scalers/Scaling Hammers

NEEDLE SCALERS

Fuji Needle Scalers are useful for removing weld flux, sand from castings, scales from forgings, rust, paint, scales from ship hulls and finishing rough surfaces of rock or concrete. Fuji Needle Scalers feature a unique valve less design and work well on uneven or irregular surfaces.




Model		Throttle Type	Blows		Piston Diameter		Needle Length		No. and Dia of Needle		Needle Stroke		Overall Length		Mass		Air Consumption (At Load)		Air Inlet Thread Size	Air Hose Size	
Push Lever	Locking Lever		Hz	mm	in	mm	in	3mm	2mm	mm	in	mm	in	kg	lb	m ³ /min	ft ³ /min	PT or NPT	mm	in	
FNS-2	FNS-2-1F	Straight	133	25	1	180	7 3/32	19	37	7	9/32	325	12 51/64	1.9	4.1	0.18	6.4	1/4	9.5	3/8	
FNS-2P	FNS-2P-1F	Pistol	133	25	1	180	7 3/32	19	37	7	9/32	371	14 39/64	2.5	5.5	0.18	6.4	1/4	9.5	3/8	

*Specify needle diameter (3mm or 2mm) when ordering.

SCALING HAMMERS

Fuji offers 1, 2 and 3 Head Scaling Hammers. These tools have proven to be very efficient in cleaning heavily oxidized surfaces which occur on ships' hulls, bridges and storage tanks.



Model	Number of Cylinder	Blows		Piston Diameter		Stroke		Angle Height		Overall Length		Mass		Air Consumption (At Load)		Air Inlet Thread Size
		Hz	mm	in	mm	in	mm	in	mm	in	kg	lb	m ³ /min	ft ³ /min	PT or NPT	
FS-2A	1	133	30	1 3/16	16	5/8	94	3 11/16	510(537)	20 5/64(21 9/64)	2.5	5.5	0.25	8.8	3/8	
FS-2A-1F	1	133	30	1 3/16	16	5/8	94	3 11/16	510(537)	20 5/64(21 9/64)	2.5	5.5	0.25	8.8	3/8	

*9.5mm (3/8") Air Hose.

SAND RAMMERS

Fuji Sand Rammers are powerful but light with a stroke range from 50mm to 127mm. Fuji Sand Rammers are excellent for ramming sand for casting in any ferrous or non-ferrous foundry. Non-rotary type rammers are available for use with irregular shaped butts.



FR-18B~25B



FR-18B-2F~25B-2F



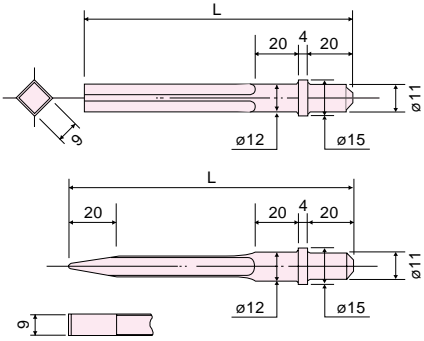
FR-18L~32



FR-18L-2F~32-2F

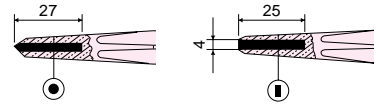
Model		Blows	Piston Diameter		Stroke		Butt Diameter		Overall Length		Mass		Air Consumption (At Load)		Air Inlet Thread Size	Air Hose Size	
Push Lever	Locking Lever		mm	in	mm	in	mm	in	mm	in	kg	lb	m ³ /min	ft ³ /min	PT or NPT	mm	in
FR-18B	FR-18B-2F	30	18.0	45/64	50	1 31/32	41	1 5/8	280(383)	11 1/32(15 5/64)	1.5	3.3	0.40	14.1	1/4	9.5	3/8
FR-22B	FR-22B-2F	17	22.0	55/64	64	2 33/64	51	2 1/32	350(451)	13 25/32(17 3/4)	3.0	6.6	0.50	17.7	3/8	9.5	3/8
FR-25B	FR-25B-2F	13	25.4	1	83	3 17/64	67	2 41/64	506(597)	19 59/64(23 1/2)	5.5	12.1	0.70	24.7	3/8	12.7	1/2
FR-18L	FR-18L-2F	30	18.0	45/64	50	1 31/32	41	1 5/8	558(523)	21 31/32(20 19/32)	2.0	4.4	0.40	14.1	1/4	9.5	3/8
FR-22L	FR-22L-2F	17	22.0	55/64	64	2 33/64	51	2 1/32	633(600)	24 59/64(23 5/8)	3.3	7.2	0.50	17.7	1/4	9.5	3/8
FR-25L	FR-25L-2F	13	25.4	1	83	3 17/64	67	2 41/64	1,043(1,005)	41 1/16(39 9/16)	6.0	13.2	0.70	24.7	1/2	12.7	1/2
FR-32	FR-32-2F	12	32.0	1 17/64	127	5	75	2 61/64	1,086(1,090)	42 3/4(42 29/32)	10.0	22.0	0.80	28.2	1/2	12.7	1/2

CHISELS FOR FCH-20



Type	AC No.	Size
		L mm
Blank	G-1-1	125
	G-1-2	155
	G-1-3	200
	G-1-4	250
	G-1-5	300
Flat	G-2-1	130
	G-2-2	155
	G-2-3	200
	G-2-4	250
	G-2-5	300

TIPPED CHISELS FOR FCH-20



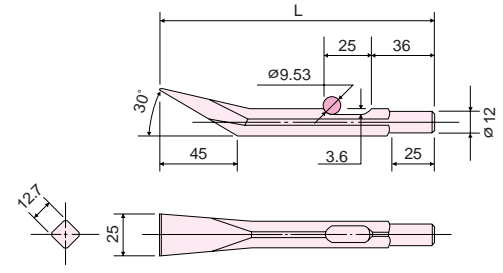
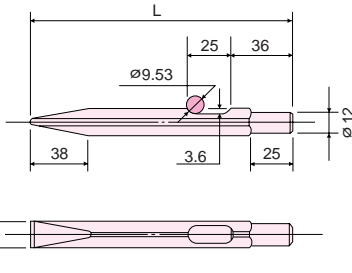
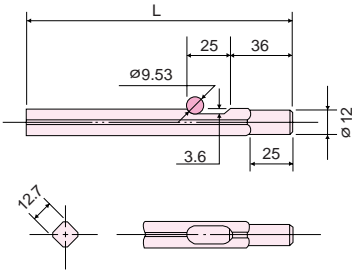
Type	AC No.	Overall Length	Remark
		mm	
Point	S-1	120	Standard
	S-3	160	Small Point
Flat	S-2	120	Standard
	S-4-1	160	Small Flat

BUSHING CHISELS FOR FCH-20



AC No.	Tip Size	
	Point	I x w x L
TWH-0006	4	2.5 x 2.5 x 5

CHISELS FOR FCH-20F, 25 AND 25B



Type	AC No.	Size
		L mm
Blank	F-1-1	140
	F-1-2	155
	F-1-3	200
	F-1-4	250
	F-1-5	300

Type	AC No.	Size
		L mm
Flat	F-2-2	155
	F-2-3	200
	F-2-4	250
	F-2-5	300
	F-2-7	400

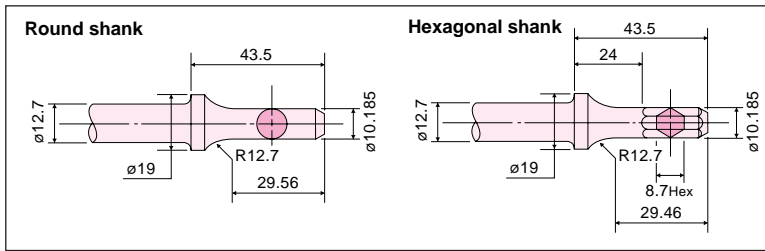
Type	AC No.	Size
		L mm
Flux	F-3-2	155
	F-3-3	200
	F-3-4	250
	F-3-5	300
	F-3-7	400

BUSHING CHISELS FOR FCH-20F, 25 AND 25B

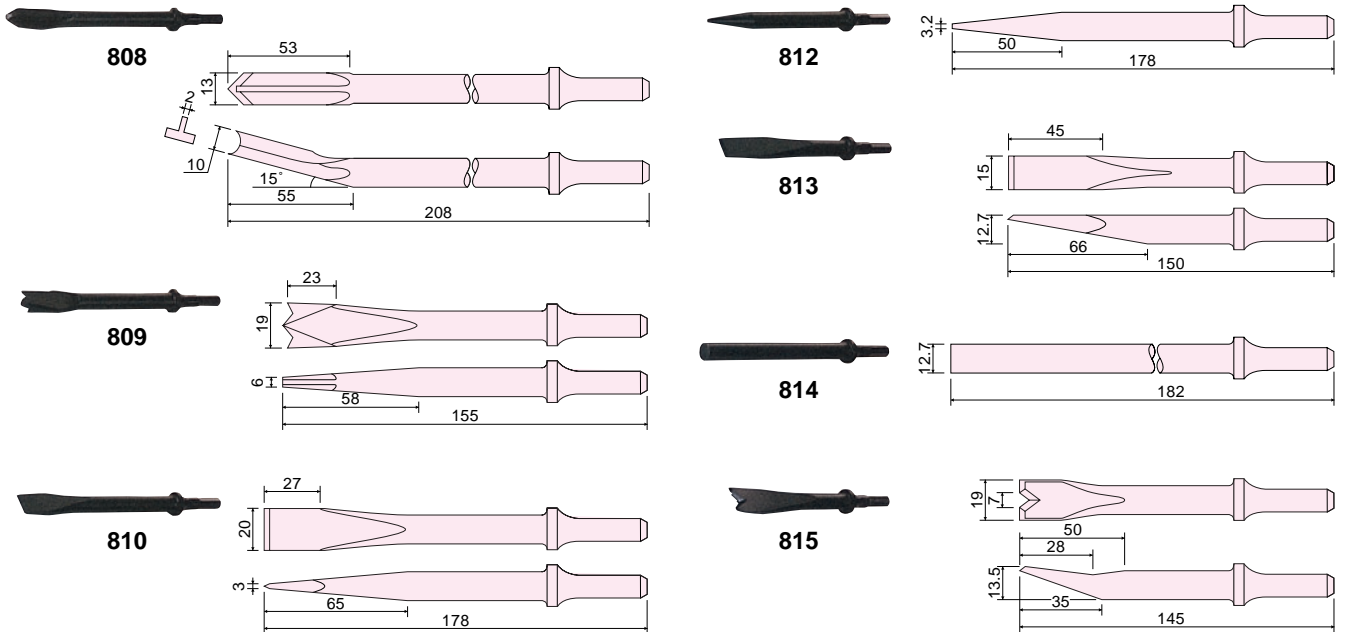


AC No.	Tip Size	
	Point	I x w x L
TWH-0007	4	6 x 6 x 12
TWH-0003	9	5 x 5 x 15
TWH-0002	16	4 x 4 x 16
TWH-0004	25	4.5 x 4.5 x 22.5


CHISELS FOR FRH SERIES



Index No.	AC No.		Part Name
	Round	Hexagonal	
808	WA-808	WA-808H	Muffler Cutter
809	WA-809	WA-809H	Double Edge Panel Cutter
810	WA-810	WA-810H	Flat Chisel
812	WA-812	WA-812H	Taper Punch
813	WA-813	WA-813H	Rivet Cutter
814	WA-814	WA-814H	Blank Chisel
815	WA-815	WA-815H	Spot Weld Breaker



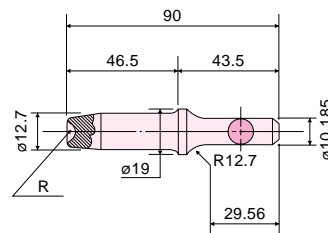
RETAINER FOR FRH AND FC-01SA SERIES



Holder Spring Holder Spring (B)

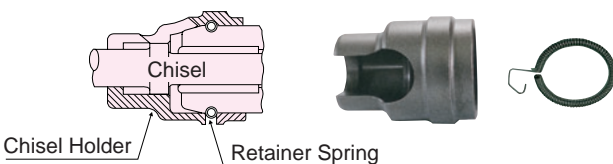
Part No.			Part Name
FC-01SA	FRH-3, 6	FRH-6A	
H-043715-00	H-019715-00	H-024715-00	Holder Spring
H-043719-00	H-019719-00	H-024719-01	Holder Spring (B)

RIVET SNAPS FOR FRH SERIES



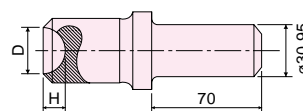
AC No.	R Size	Rivet Size
	mm	mm
SNAP-3	3.0	3
SNAP-4	3.7	4
SNAP-5	4.8	5
SNAP-6	5.1	6

CHISEL HOLDERS FOR FC SERIES



Part No.		Part Name
FC-01	FC-1Z--4Z	
H-059714-00	H-047714-01	Chisel Holder
H-059761-00	H-047761-00	Retainer Spring

BUTTON-HEAD RIVET SNAPS FOR B SERIES



AC No.	Button Head Rivet		Rivet Snap Dimensions (mm)	
	Rivet Diameter		D	H
	mm	in		
SNAP-50	10	3/8	15.8	6.5
SNAP-51	13	1/2	20.5	8.3
SNAP-52	16	5/8	25.5	10.2
SNAP-53	19	3/4	29.5	12.5
SNAP-54	22	7/8	34.5	14.4
SNAP-55	25	1	39.5	16.2

*Other sizes are available on request.
*Please specify the dimensions of D and H when inquiring.